


The HP Omnibooks from Corvallis

- **HHC 2013**
 - **Fort Collins, Colorado**
 - **September 20, 21 - 2013**

The HP Omnibooks

- Corvallis made many things



The HP Omnibooks

- Corvallis also made a line of PC subnotebooks. The Omnibooks.
- The original design seems like the 95LX, 100LX, and 200LX on steroids.
- So, let's talk about them.



The HP Omnibooks

- There are lots of Omnibooks.
- Wikipedia lists 26 models. Which ones are “worth” being interested in?
- I would suggest choosing from those that have 3 digit model numbers.
- Even then, there are some to probably exclude.
- Which?

The HP Omnibooks

- Here are the 3-digit Omnibooks to ignore as “



The HP Omnibooks

- I would suggest choosing from those that have 3 digit model numbers.
- Goal? Focus on those that are not “just another PC laptop.” First one?

The HP Omnibook 300

- Introduced on June 7, 1993, the Omnibook 300 came with an 20 Mhz Intel 386SXLV CPU and a 9-inch non-backlit VGA display with 16 shades of gray.
- The rechargeable battery offered 5 hours for the hard disk model and 9 for the flash memory model. It could be recharged in 1.5 hours. Four AA batteries could be used.



The HP Omnibook 300

- It came standard with 2 MB RAM, a 9-pin serial port and a parallel printer port.
- The Omnibook 300 had two PCMCIA slots in which to connect additional memory, modem, network card, etc.
- It came in three mass storage configurations: no mass storage (F1030A at \$1515), 10MB flash disc (F1031A at \$2375), or 40 MB hard disc (F1032A at \$1950).

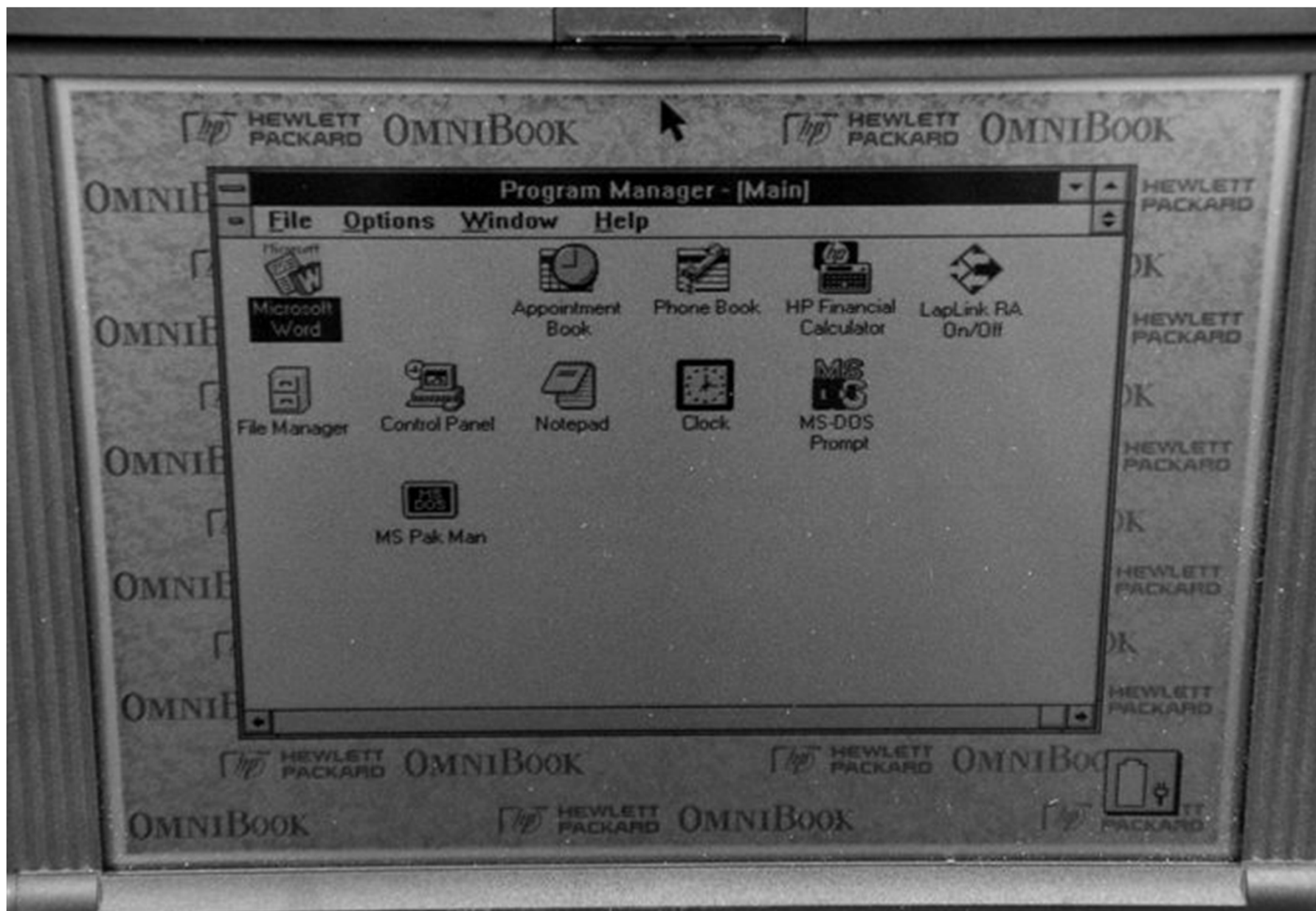


The HP Omnibook 300

- It came with Windows 3.1 and Microsoft Office in ROM.
- Interesting features?
- Instant on.
- Pop-out mouse.
- But this was NOT very friendly to left-handed people!
- HP calculator windows application program.
- At 3 pounds, this really was way ahead of its time.



The HP Omnibook 300



The HP Omnibook 300




The HP Omnibook 300



The HP Omnibook 425

- On the up 48
- Ev



er),

ot.

The HP Omnibook 430

- On
- On
- sta
- Th
- the
- IrD
- Th
- Ev



the
processor
on
adding
rive.

The HP Omnibooks

- So, the Omnibook 300, 425 and 430 are basically the same. Having any one of them will fill your collecting need.
- Unless you are an obsessive or compulsive collector.
- Hey, that's nearly all of us... 😊
- HP introduced 3 other Omnibooks

The HP Omnibook 530

- O
- 5
- to
- T
- It
- V
- 1
- T
- O
- v
- O
- a



book
ded

or

was

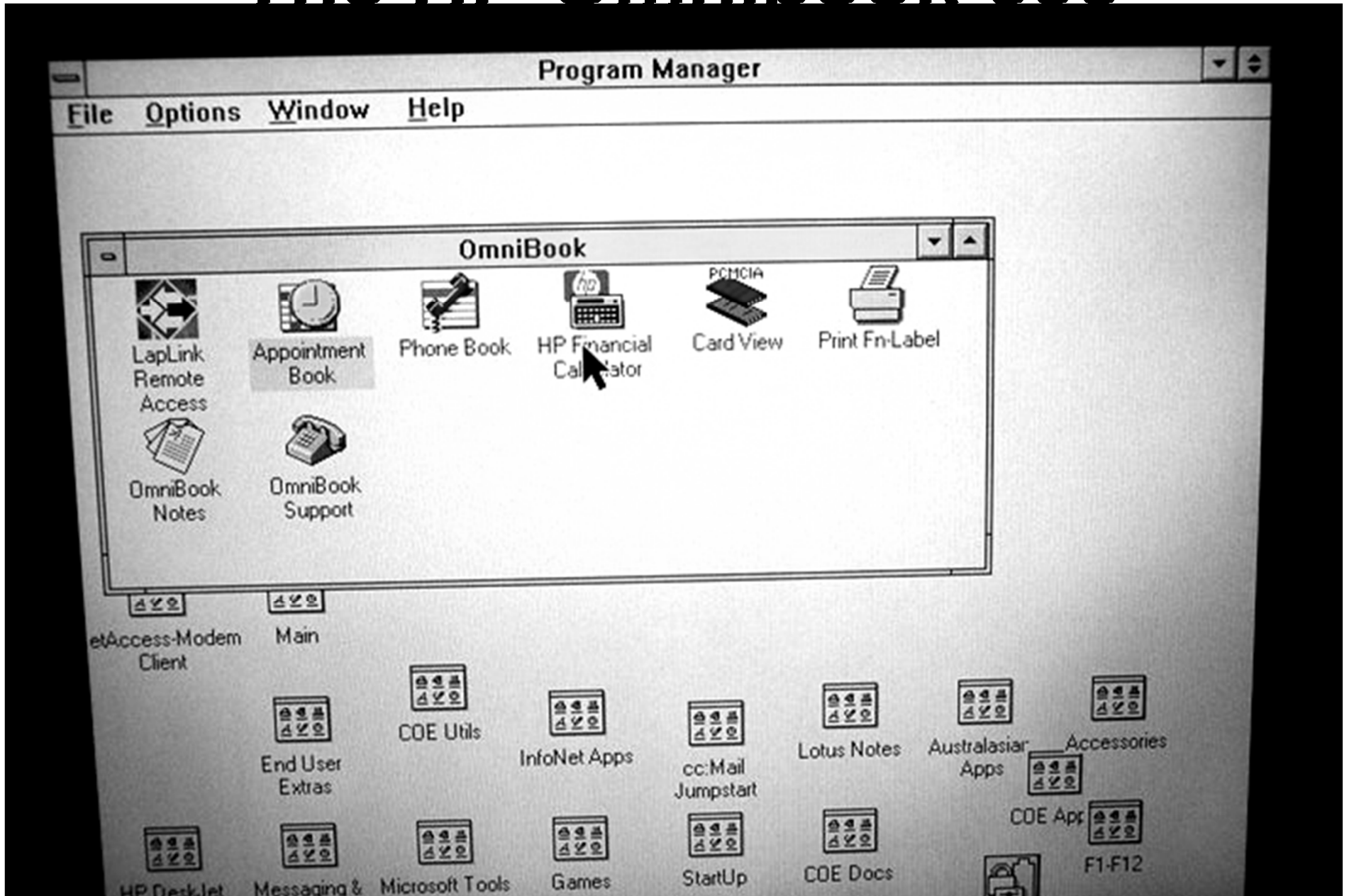
The HP Omnibook 600

- On September 1, 1994, (4 months later) we finally get some real changes to the Omnibook line.
- The 600C and 600CT brought a color (colour) screen.
- The 600C used a 8.5 inch passive color and the 600CT used a 9.5 inch active color screen. Both 640x480.
- RAM was 8MB standard, expandable to 32MB.
- The processor was a 75Mhz 486DX4 in the 600CT and a 50Mhz 486DX4 in the 600C. It ran Windows 3.11
- Both models had SVGA out (but XGA resolution), floppy port, docking port, 2 speakers, microphone.
- Mass storage was a 340MB hard drive.
- Weight increased by a pound to 3.8lbs.

The HP Omnibook 600



The HP Omnibook 600



The HP Omnibook 600



The HP Omnibook 600



The HP Omnibook 800

- Two years ! later, the last “good” Omnibook introduced
- The 800C and 800CT brought a Pentium processor in 100, 133 or 166 Mhz and a 10.4 inch 800x600 display.
- The 800c uses a passive screen, the 800CT active.
- RAM was 16MB standard, expandable to 48/80MB.
- The graphics processor was a PCI - NeoMagic MagicGraph 128XD (NM2160).
- (which means nothing to me)
- An additional port was a somewhat proprietary SCSI-2 port. Mass storage options were a 770MB, 1.3GB, or 2GB hard drive.
- It came running either Windows 3.11 or Windows 95.

The HP Omnibook 800



The HP Omnibook 800



The HP Omnibooks

- So, I certainly recommend getting one of these Omnibooks.
- I have the 600CT and a 300.
- Interestingly, they can be taught “new” tricks.
- The Omnibook 300 can boot and run the CP/M operating system as will be shown.
- The Omnibook 600 and 800 can boot and run a version of Linux, which will also be shown.
- Questions?
- Salamat, Zi Como, or thank you.